

Cleaning the milk system

Approximate duration 2 min.

Equipment required:
JURA Milk system cleaner




These short instructions do not replace the »J6 Instructions for Use«. Make sure you read and observe the safety information and warnings first in order to avoid hazards.

»Display«

Precondition:

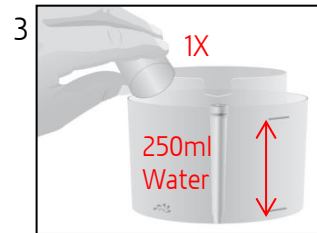
»Clean the milk system «
Press "P" Button or Rotary Switch




»Maintenance status«
»Clean the milk system «



»Cleaning agent for milk system & Water«



Connect the milk tube




Milk position




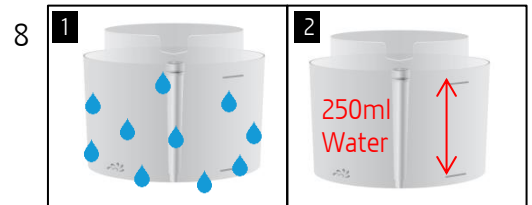
» Press Rotary Switch«
»Next «



»Milk system is being cleaned«
»Milk Foam «



»Water for cleaning milk system«



»Milk system is being cleaned«